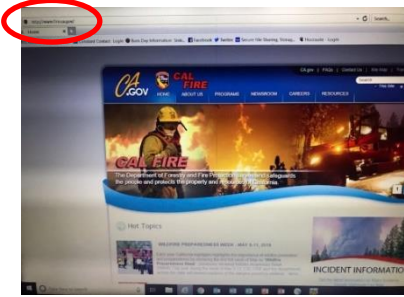




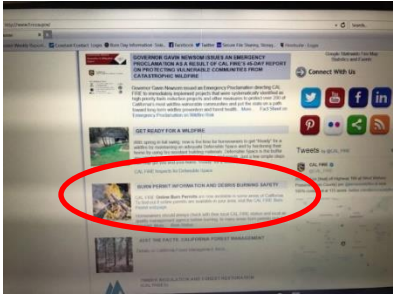
CAL FIRE ONLINE BURN PERMITS WWW.FIRE.CA.GOV



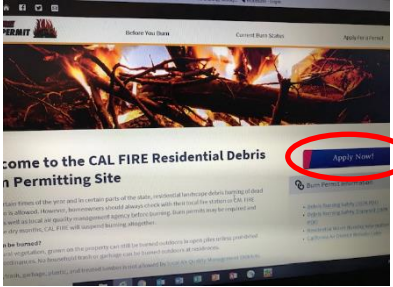
LEARN HOW TO GET A BURN PERMIT ONLINE:



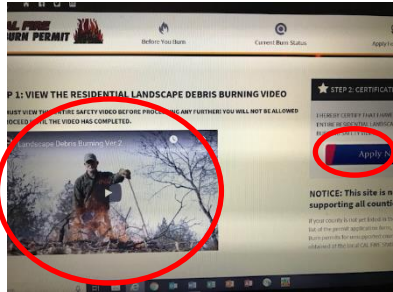
Step 1: You will need to log onto www.fire.ca.gov




Step 2: You will scroll down on the main page till you find burn permit Information and Debris Burning Safety. Click on CAL Fire Burn Permit website.



Step 3: Then Click the **Apply** button



Step 4: You will watch a 2-minute video of safety rules and Regulations before you can move on. Once the video is done hit **Apply**. You will then be asked to enter your information so they can issue a permit. Once your information is in push next.



Step 5: Your permit is done and is issued to you. You must **SIGN** and **PRINT OUT** your permit to have available on burn location while burning. If you have any questions call your local CAL FIRE Station or visit WWW.READYFORWILDFIRES.ORG for burn safety tips.